



The Zig Zag

by Andy Erickson

Scoring: COMSTOCK, Best 2 hits on cardboard.

Targets: 9 USPSA targets, 2 steel


Rounds: 20

Start Position:

The start position is standing with feet touching marks, facing down range with wrists below belt. Handgun is loaded and holstered. PCC start position is stock on belt, muzzle pointing downrange

Procedure:

On the audible start signal, engage all targets from within the shooting area. You may not leave the shooting area during the stage. If you step out, you must re-enter the shooting area at the same location.





The ONE with the Unloaded Start

by Andy Erickson

Scoring: COMSTOCK, Best 2 hits on cardboard.

Targets: 12 USPSA targets, 4 steel

Rounds: 28

Start Position:

The start position is sitting in chair, facing downrange with hands touching seat. Firearm is unloaded on table. All magazines are on table.

Procedure:

On the audible start signal, engage all targets from within the shooting area.



GREAT PLAINS



CHAMPIONSHIP



Bob and Weave

by Andy Erickson

Scoring: COMSTOCK, Best 2 hits on cardboard.

Targets: 3 USPSA targets, 3 steel


Rounds: 9

Start Position:

The start position is standing in shooting box, facing down range with wrists below belt. Handgun is loaded and holstered. PCC start position is stock on belt, muzzle pointing downrange

Procedure:

On the audible start signal, engage all targets from within the shooting area. Popper 1 activates bobber target 2. Popper 2 activates the swinging plate.





The One Down the Middle

by Andy Erickson

Scoring: COMSTOCK, Best 2 hits on cardboard.

Targets: 4 USPSA targets, 0 steel

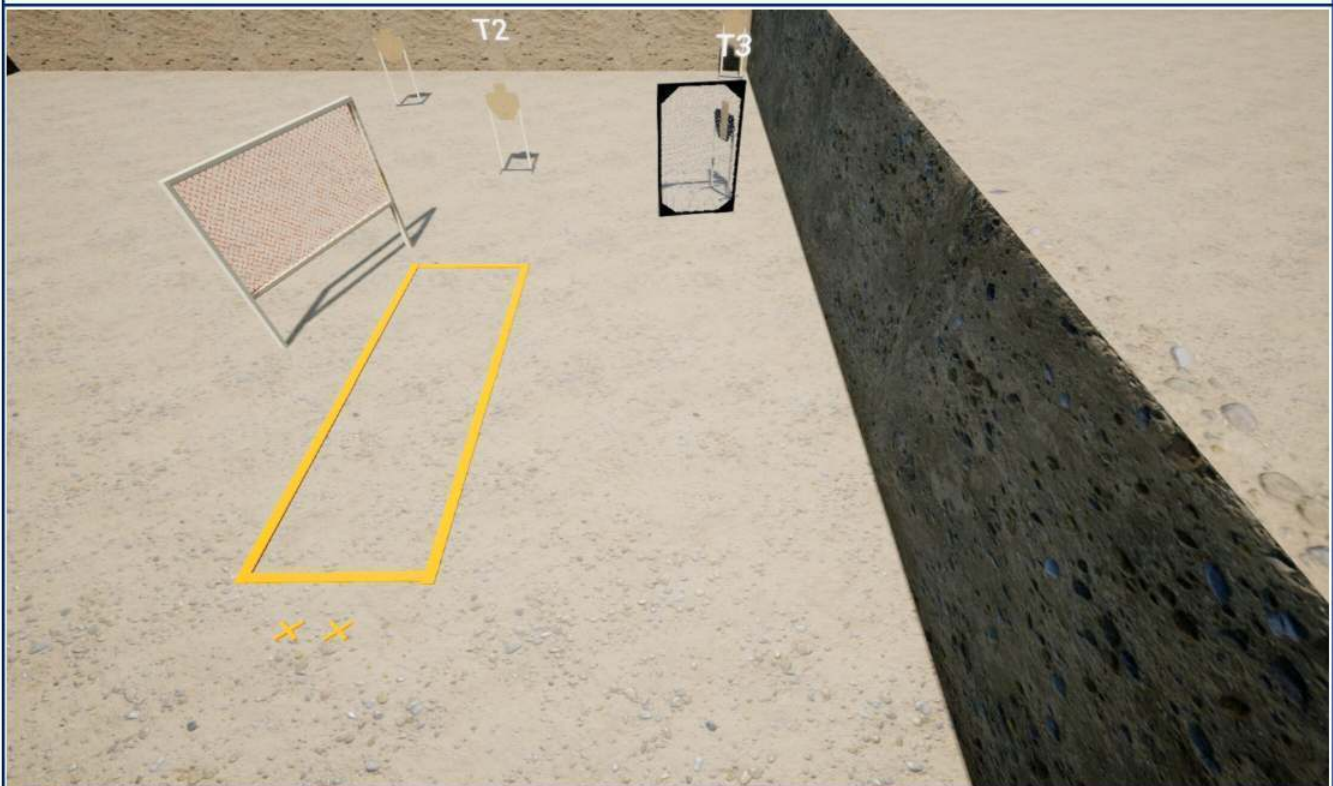
Rounds: 8

Start Position:

The start position is standing with feet on marks, facing down range with wrists below belt. Handgun is loaded and holstered. PCC start position is stock on belt, muzzle pointing downrange

Procedure:

On the audible start signal, engage all targets from within the shooting area.





Eclipse-apocalypse

by Andy Erickson

Scoring: COMSTOCK, Best 2 hits on cardboard.

Targets: 7 USPSA targets, 2 steel

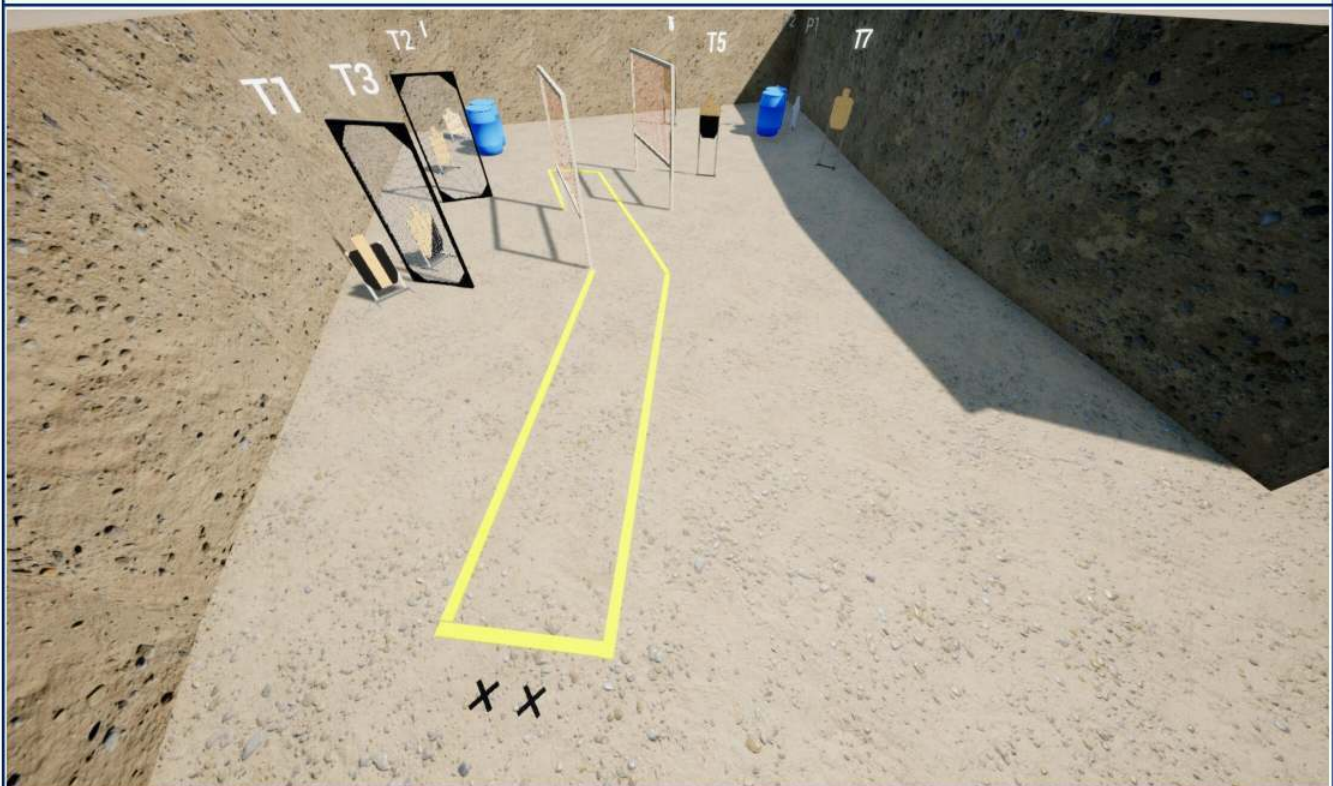
Rounds: 16

Start Position:

The start position is standing with toes touching marks, facing down range with wrists below belt. Handgun is loaded and holstered. PCC start position is stock on belt, safety on, muzzle pointing downrange.

Procedure:

On the audible start signal, engage all targets from within the shooting area.



GREAT PLAINS



CHAMPIONSHIP



Twisted Mister

by Robert Olson

Scoring: COMSTOCK, Best 3 hits on cardboard.

Targets: 6 IPSC targets, 3 steel

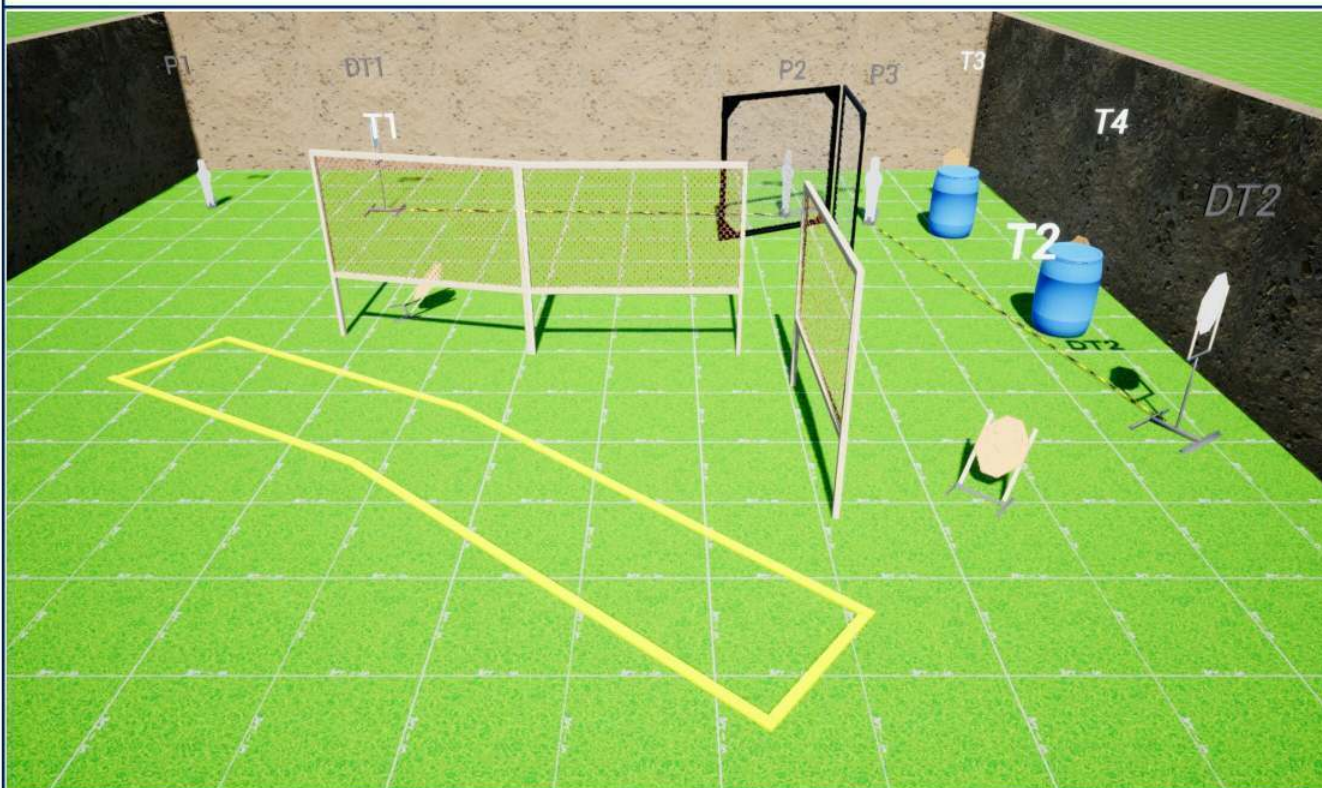
Rounds: 21

Start Position:

The start position is standing anywhere inside any shooting area, facing down range with wrists below belt. Handgun is loaded and holstered. PCC start position is stock on belt, muzzle pointing downrange.

Procedure:

On the audible start signal, engage all targets from within the shooting area. The best 3 hits per paper will score. steel must fall to score. P3 activates DT2, P2 activates DT1



GREAT PLAINS



CHAMPIONSHIP



The One with the Swinger

by Bruce Schmidt

Scoring: COMSTOCK, Best 2 hits on cardboard.

Targets: 8 IPSC targets, 2 steel

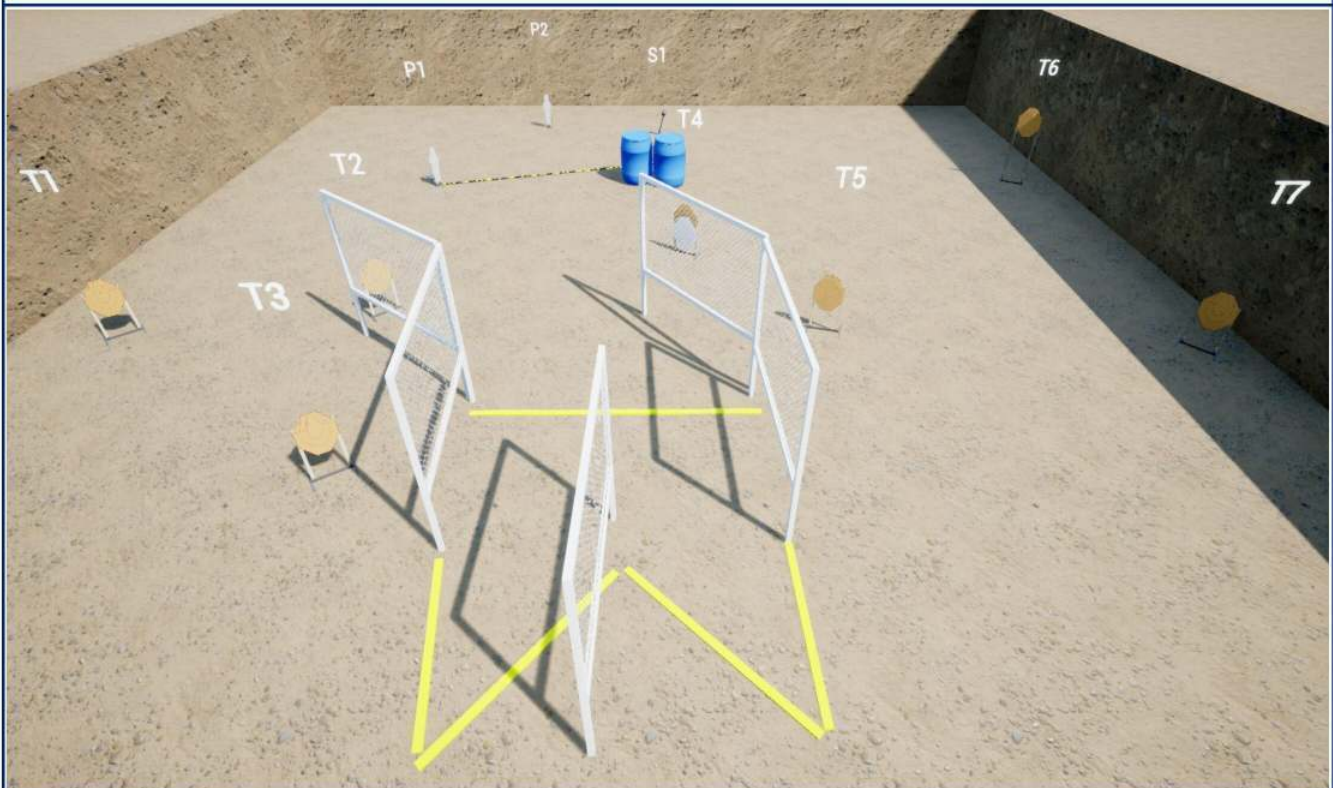
Rounds: 18

Start Position:

The start position is standing anywhere in the shooting area, facing down range with wrists below belt. Handgun is loaded and holstered. PCC start position is stock on belt, muzzle pointing downrange.

Procedure:

On the audible start signal, engage all targets from within the shooting area. You must perform a mandatory reload between the first and last shot fired on the stage. P1 activates S1



GREAT PLAINS



CHAMPIONSHIP



Timmy's Tuxedos

by Tim Dunderi

Scoring: COMSTOCK, Best 2 hits on cardboard.

Targets: 15 USPSA targets, 2 steel


Rounds: 32

Start Position:

The start position is standing with feet on marks, facing down range with wrists below belt. Handgun is loaded and holstered. PCC start position is stock on belt, muzzle pointing downrange.

Procedure:

On the audible start signal, engage all targets from within the shooting area.



GREAT PLAINS



CHAMPIONSHIP



Caution

by Andy Erickson

Scoring: COMSTOCK, Best 2 hits on cardboard.

Targets: 14 IPSC targets, 0 steel

Rounds: 28

Start Position:

The start position is standing anywhere in the shooting area, facing down range with wrists below belt. Handgun is loaded and holstered. PCC start position is stock on belt, muzzle pointing downrange

Procedure:

On the audible start signal, engage all targets from inside the caution tape.



GREAT PLAINS



CHAMPIONSHIP



District 3 Tribute

by Bruce Schmidt

Scoring: COMSTOCK, Best 2 hits on cardboard.

Targets: 6 IPSC targets, 5 steel

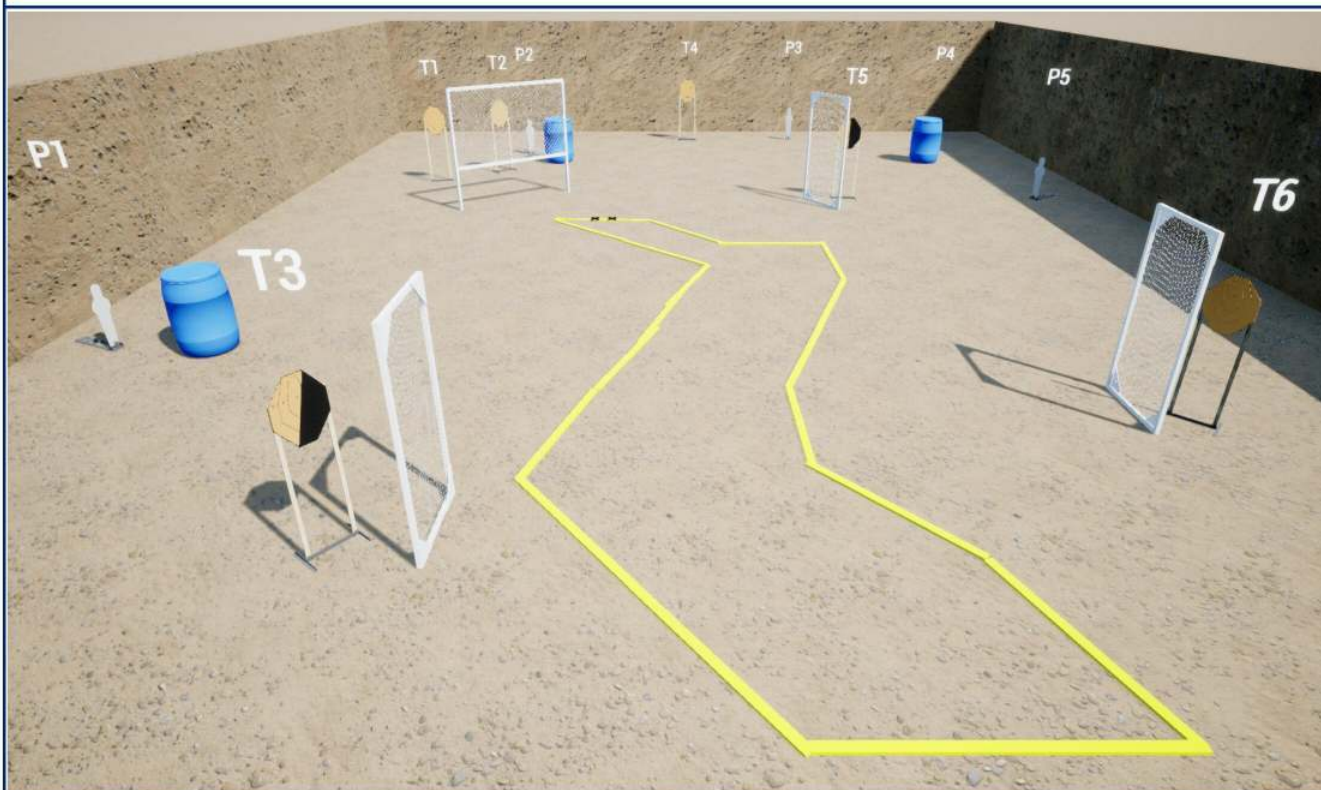
Rounds: 17

Start Position:

The start position is standing with toes touching marks, facing down range with wrists below belt. Handgun is loaded and holstered. PCC start position is stock on belt, safety on, muzzle pointing downrange

Procedure:

On the audible start signal, engage all targets from within the shooting area.



GREAT PLAINS



CHAMPIONSHIP



The One with the 50 Yard Popper

by Andy Erickson & Bruce Schmidt

Scoring: COMSTOCK, Best 2 hits on cardboard.

Targets: 12 IPSC targets, 2 steel


Rounds: 26

Start Position:

The start position is standing anywhere in the shooting area, facing down range with wrists below belt. Handgun is loaded and holstered. PCC start position is stock on belt, muzzle pointing downrange

Procedure:

On the audible start signal, engage all targets from within the shooting area.



GREAT PLAINS



CHAMPIONSHIP